



Regenerative agriculture: merging farming and natural resource conservation profitably

Claire E. LaCanne¹ and Jonathan G. Lundgren²

¹ Natural Resource Management Department, South Dakota State University, Brookings, SD, USA

² Ecdysis Foundation, Estelline, SD, USA

ABSTRACT

Most cropland in the United States is characterized by large monocultures, whose productivity is maintained through a strong reliance on costly tillage, external fertilizers, and pesticides (*Schipanski et al., 2016*). Despite this, farmers have developed a regenerative model of farm production that promotes soil health and biodiversity, while producing nutrient-dense farm products profitably. Little work has focused on the relative costs and benefits of novel regenerative farming operations, which necessitates studying *in situ*, farmer-defined best management practices. Here, we evaluate the relative effects of regenerative and conventional corn production systems on pest management services, soil conservation, and farmer profitability and productivity throughout the Northern Plains of the United States. Regenerative farming systems provided greater ecosystem services and profitability for farmers than an input-intensive model of corn production. Pests were 10-fold more abundant in insecticide-treated corn fields than on insecticide-free regenerative farms, indicating that farmers who proactively design pest-resilient food systems outperform farmers that react to pests chemically. Regenerative fields had 29% lower grain production but 78% higher profits over traditional corn production systems. Profit was positively correlated with the particulate organic matter of the soil, not yield. These results provide the basis for dialogue on ecologically based farming systems that could be used to simultaneously produce food while conserving our natural resource base: two factors that are pitted against one another in simplified food production systems. To attain this requires a systems-level shift on the farm; simply applying individual regenerative practices within the current production model will not likely produce the documented results.

Subjects Agricultural Science, Biodiversity, Ecology, Entomology, Soil Science

Keywords Agroecology, Biodiversity, Conservation agriculture, Corn, Pest management, Yield, Profit, Soil organic matter

INTRODUCTION

Development of synthetic fertilizers, hybrid crops, genetically modified crops, and policies that decouple farmer decisions from market demands all helped create a modern food production system which reduces the diversity of foods that are produced (*Fausti & Lundgren, 2015; Pretty, 1995*). This simplification of our food system contributes to climate change (*Carlsson-Kanyama & Gonzalez, 2009*), rising pollution (*Beman et al., 2011; Morrissey et al., 2015*), biodiversity loss (*Butler, Vickery & Norris, 2007; Landis et al., 2008*),

Submitted 12 December 2017

Accepted 9 February 2018

Published 26 February 2018

Corresponding author

Jonathan G. Lundgren,
jgl.entomology@gmail.com

Academic editor

Sheila Colla

Additional Information and
Declarations can be found on
page 8

DOI 10.7717/peerj.4428

© Copyright

2018 LaCanne and Lundgren

Distributed under

Creative Commons CC-BY 4.0

OPEN ACCESS

and damaging land use changes (Johnston, 2014; Wright & Wimberly, 2013) that affect the sustainability, profitability and resilience of farms (Schipanski et al., 2016). Farmers experience the highest suicide rate of any profession in the United States, a rate nearly five-fold higher than the general public (McIntosh et al., 2016); the driving depression rates are related to conventional production practices (Beard et al., 2014). The scale of our food production system provides opportunities for solving some of these planetary scale problems (Lal, 2004; Teague et al., 2016), but requires a systems-level shift in the values and goals of our food production system that de-prioritizes solely generating high yields toward one that produces higher quality food while conserving our natural resource base.

The goal of regenerative farming systems (Rodale, 1983) is to increase soil quality and biodiversity in farmland while producing nourishing farm products profitably. Unifying principles consistent across regenerative farming systems include (1) abandoning tillage (or actively rebuilding soil communities following a tillage event), (2) eliminating spatio-temporal events of bare soil, (3) fostering plant diversity on the farm, and (4) integrating livestock and cropping operations on the land. Further characterization of a regenerative system is problematic because of the myriad combinations of farming practices that comprise a system targeting the regenerative goal. Other comparisons of conventional agriculture with alternative agriculture schemes do not compare *in situ* best management practices developed by farmers, and frequently ignore a key driver to decision making on farming operations: the examined systems' relative net profit to the farmer (De Ponti, Rijk & Van Ittersum, 2012).

MATERIALS AND METHODS

Corn (*Zea mays* L.) was selected for our study due to its pre-eminence as a food crop in North America and globally. Corn is planted on 39.9% of all crop acres (NASS, 2017), or 4.8% (37.1 million ha) of the terrestrial land surface of the contiguous 48 states. In 2012, it generated 30.3% (\$64,319 billion) of all gross crop value in the US (NASS, 2017). Nearly 100% of cornfields are treated annually with insecticides (NASS, 2017). We used a matrix of specific production practices (Table 1) to define each farm into one of two systems (regenerative or conventional). The most regenerative systems ($n = 40$ fields on 10 farms) used mixed multispecies cover crops (ranging from 2–40 plant species), were never-till, used no insecticides, and grazed livestock on their cropland. The most conventional farms practiced tillage at least annually (36 fields on eight farms), applied insecticides (as GM insect-resistant varieties and neonicotinoid seed treatments), and left their soil bare aside from the cash crop.

Soil organic matter, insect pest populations, and corn yield and profit were assessed for each field. Soil cores (8.5 cm deep, 5 cm in diameter; 30 g of soil each; $n = 4$ samples per field that were made a composite sample; only one field was sampled per farm-selected by the producer- and two farms were omitted due to adverse weather during the sampling event) were collected at least 10 m from one another during anthesis. Samples were cleaned of plant residue, ground, and dried to constant weight at 105 °C. Particulate soil organic matter (POM) was determined by screening each sample (soaked in 5 g L⁻¹

Table 1 Trait matrix used to assign farms to regenerative or conventional corn production systems. The composite rank scores are based on the number of regenerative practices used on a particular farm. Farms whose rank scores are in the top 50% of farms are considered regenerative (shaded rows); those with rank scores in the lower half are conventional (white rows). To aid interpretation, additional traits of each system could be included in enhanced trait matrices. Organic operations are indicated by an asterisk in the “Reference town” column.

Reference town	Farm locations (latitude, longitude)	Cover crop (yes: 1; no: 0)	Insecticide (no: 1; yes: 0)	Other pesticides (no: 1; yes: 0)	Tillage (yes: 0; no: 1)	Grazed corn field (yes: 1; no: 0)	Composite rank score
Bladen, NE	40.31971, -98.57358	yes	no	yes	no	no	3
Bladen, NE	40.33703, -98.56301	no	yes	yes	yes	no	0
York, NE	40.63054, -97.66534	yes	no	yes	no	no	3
York, NE	40.97390, -97.49031	no	yes	yes	yes	no	0
Bismarck, ND	46.85280, -100.60131	yes	no	no	no	yes	5
Bismarck, ND	46.85280, -100.35145	no	yes	yes	no	no	1
Bismarck, ND	46.81734, -100.51257	yes	no	yes	no	yes	4
Bismarck, ND	47.14250, -100.19720	no	yes	yes	no	no	1
White, SD*	44.42572, -96.58806	yes	no	no	yes	no	3
White, SD	44.41155, -96.60008	no	yes	yes	yes	no	0
Pipestone, MN*	44.11446, -96.32468	yes	no	no	yes	no	3
Pipestone, MN	44.12416, -96.36422	no	yes	yes	yes	no	0
Toronto, SD	44.59248, -96.57923	yes	yes	yes	no	no	3
Toronto, SD	44.57960, -96.58367	no	yes	yes	yes	no	0
Gary, SD*	44.80565, -96.34708	yes	no	no	yes	yes	4
Gary, SD	44.80689, -96.35465	no	yes	yes	yes	no	0
Arlington, SD	44.41566, -97.18795	yes	no	yes	no	yes	4
Arlington, SD	44.42644, -97.25077	no	yes	yes	yes	no	0
Lake Norden, SD	44.58976, -97.08649	yes	yes	yes	no	yes	3
Lake Norden, SD	44.55.6839, -97.243820	no	yes	yes	yes	no	0

aqueous hexametaphosphate) through 500 μm (course POM) and 53 μm (fine POM) sieves and then applying the loss on ignition (LOI) technique (Davies, 1974). Insect pests were enumerated through dissections of all aboveground plant tissues (25 plants per field). Major pests of corn (rootworm adults, caterpillar pests, and aphids) are all present in cornfields at this crop developmental stage (Lundgren et al., 2015), and this was substantiated in the observations in this study as well. Yields were gathered from three randomly selected 3.5 m sections of row from each field. Gross revenue for each field were considered as yield and return on grain, and additional revenue streams (e.g., animal weight gain resulting from grazing). Total direct costs for each field were calculated based on the costs of corn seed, cover crop seed, drying/cleaning grain, crop insurance, tillage, planting, fertilizers, pesticides, and irrigation.

RESULTS AND DISCUSSION

Insect pest populations were more than 10 fold higher on the insecticide-treated farms than on the insecticide-free regenerative farms (ANOVA; $F_{1,77} = 13.52$, $P < 0.001$; Fig. 1). Pest populations were numerically dominated by aphids, but each of the individual pest species followed the same pattern of the aggregated data; none of these pests were at economically

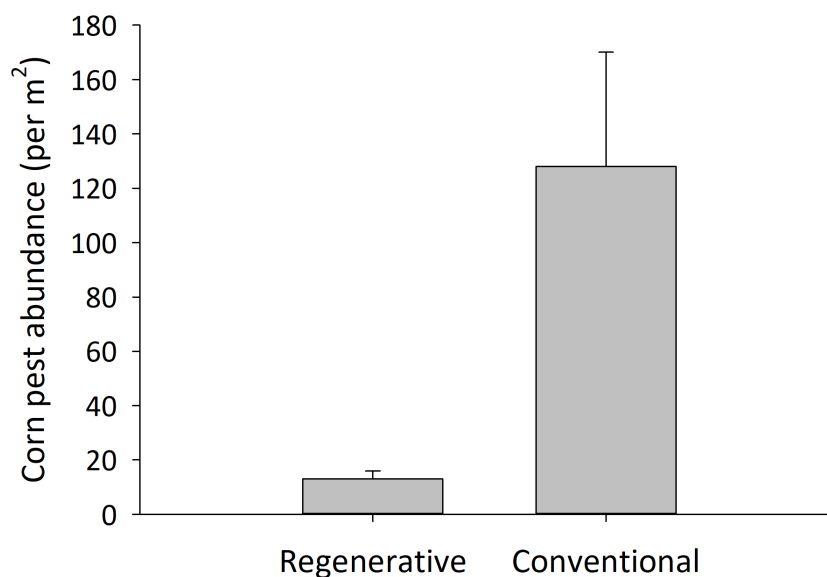


Figure 1 Insecticide-treated cornfields had higher pest abundance than untreated, regenerative cornfields. Values presented are mean \pm SEM total pests (corn rootworm adults, European corn borers, Western bean cutworm, other caterpillars, and aphids) per m², and were assessed during corn anthesis. The systems were regarded as best-management practices for the sampled region by the farmers themselves. All conventional farms planted neonicotinoid-treated, Bt corn seed to prophylactically reduce pests, and some cornfields were also sprayed with insecticides. Regenerative farms included >3 of the following practices: use of a multispecies cover crop, abandonment of insecticide, abandonment of tillage, and the cropland was grazed, etc. Pest abundance was significantly different in the two systems ($\alpha = 0.05$; $n = 39$ regenerative cornfields and 40 conventional cornfields).

Full-size DOI: 10.7717/peerj.4428/fig-1

damaging levels, as observed in other work in the region (Hutchison *et al.*, 2010; Lundgren *et al.*, 2015). Pest problems in agriculture are often the product of low biodiversity and simple community structure on numerous spatial scales (Tscharrntke *et al.*, 2012). Hundreds of invertebrate species have been inventoried from cornfields of the Northern Plains of the US (Lundgren *et al.*, 2015; Welch & Lundgren, 2016), but these communities represent only 25% of the insect species that lived in ancestral habitats (e.g., prairie) that cornfields replaced in this region (Schmid *et al.*, 2015). Pest abundance is lower in cornfields that have greater insect diversity, enhanced biological network strength and greater community evenness (Lundgren & Fausti, 2015). Suggested mechanisms to explain how invertebrate diversity and network interactions reduce pests include predation (Letourneau *et al.*, 2009), competition (Barbosa *et al.*, 2009), and other processes that may not be easily predicted. What practices foster diversity in agroecosystems? In our studies, farmers that replaced insecticide use with agronomic forms of plant diversity invariably had fewer pest problems than those with strict monocultures. Reducing insect diversity and relying solely on insecticide use establishes a scenario whereby pests persist and resurge through adaptation, as was observed by our forebears (Perkins, 1982; Stern *et al.*, 1959). Applying winter cover crops (Lundgren & Fergen, 2011), lengthening crop rotations (Bullock, 1992), diversifying field margins using conservation mixes (Haaland, Naisbit & Bersier, 2011), and allowing or promoting non-crop plants between crop rows (Khan *et al.*, 2006) are other agronomically

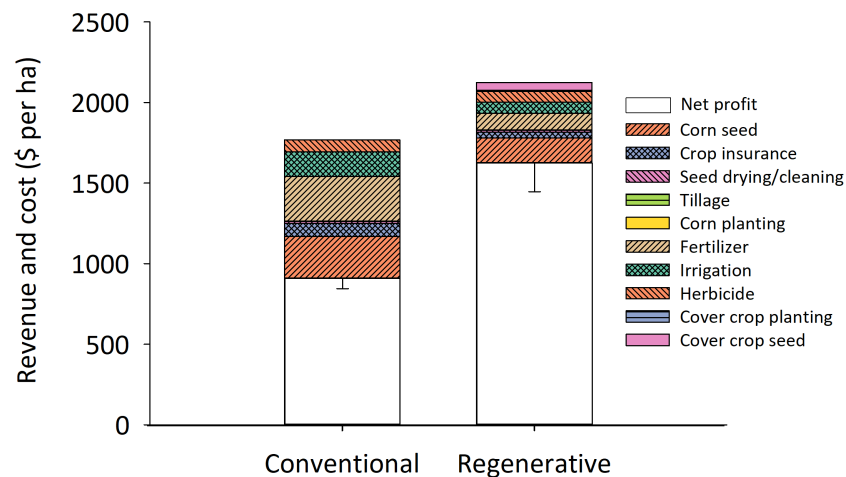


Figure 2 Regenerative corn fields generate nearly twice the profit of conventionally managed corn fields. The heights of the bars represent average gross profits across all 40 fields (in each treatment). Profit was calculated using direct costs and revenues for each field and excludes any overhead and indirect expenses. Regenerative cornfields implemented three or more practices such as planting a multispecies cover mix, eliminating pesticide use, abandoning tillage, and integrating livestock onto the crop ground. Conventional cornfields used fewer than two of these practices. The regenerative systems had 70% higher profit than conventional cornfields ($\alpha = 0.05$; $n = 36$ fields in each system). Seed drying, corn planting, and cover crop planting are present on the graphs, but were negligible costs.

Full-size DOI: [10.7717/peerj.4428/fig-2](https://doi.org/10.7717/peerj.4428/fig-2)

sound practices that regenerative farmers successfully apply to improve the resilience of their system to pest proliferation.

Despite having lower grain yields, the regenerative system was nearly twice as profitable as the conventional corn farms (ANOVA; $F_{1,70} = 14.35$, $P < 0.001$; Fig. 2). Regenerative farms produced 29% less corn grain than conventional operations ($8,481 \pm 684$ kg/ha vs. $11,884 \pm 648$ kg/ha; ANOVA; $F_{1,70} = 8.39$, $P = 0.01$). Yield reductions are commonly reported in more ecologically based food production systems relative to conventional systems (De Ponti, Rijk & Van Ittersum, 2012). However, only 4% of calories produced as corn grain is eaten directly by humans, and almost none is consumed as grain. Thirty-six percent of grain is fed to livestock (NASS, 2017), and corn-fed beef contains only 13% of the total calories produced by corn grain. Two ways that regenerative systems could increase the human food produced per ha in cornfields would be to increase the diversity of livestock on the field, or increasing the duration of grazing current stock. The relative profitability in the two systems was driven by the high seed and fertilizer costs that conventional farms incurred (32% of the gross income went into these inputs on conventional fields, versus only 12% in regenerative fields), and the higher revenue generated from grain and other products produced (e.g., meat production) on the regenerative corn fields (Fig. 2). The high seed costs on conventional farms are largely attributable to premiums paid by farmers for prophylactic insecticide traits (no insecticide was applied as spray on these fields), whose value is questionable due to pest resistance and persistent low abundance for some targeted pests in the Northern Plains (Hutchison et al., 2007; Krupke et al., 2017). Regenerative farmers reduced their fertilizer costs by including legume-based cover crops

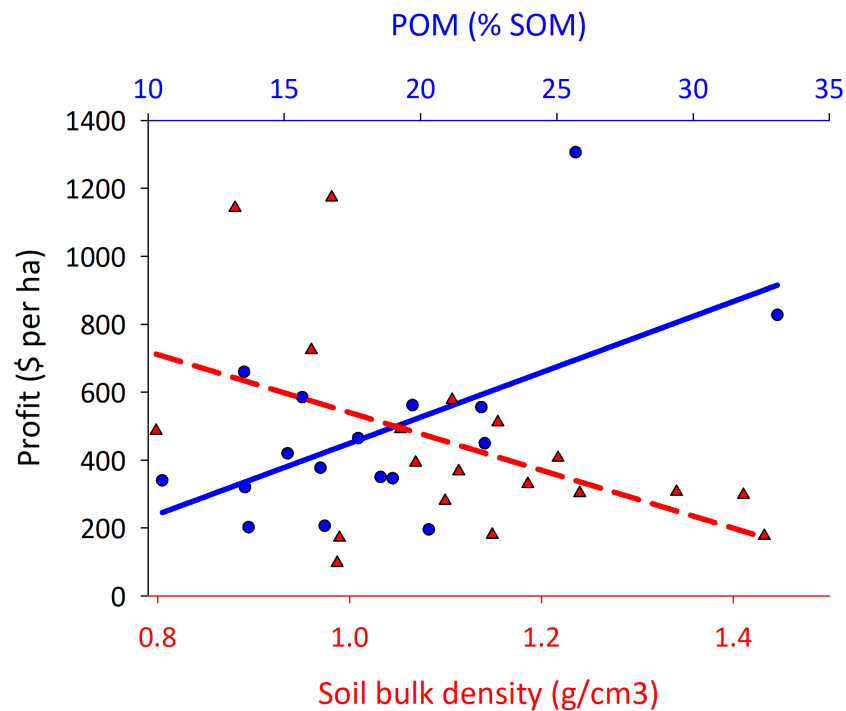


Figure 3 Corn fields with high particulate organic matter and low bulk density in the soil have greater profits. Corn fields were managed under either conventional or regenerative systems, and profit was calculated using direct costs and revenues for each field and excludes any overhead and indirect expenses. (general linear regression model; $F_{1,16} = 7.84$; $P = 0.01$; $r^2 = 0.34$; profit = $29.68[\text{POM}] - 66.94$; bulk density; $F_{1,19} = 5.23$; $P = 0.03$; $r^2 = 0.24$; profit = $-975 [\text{POM}] + 1,593$).

Full-size  DOI: [10.7717/peerj.4428/fig-3](https://doi.org/10.7717/peerj.4428/fig-3)

on their fields during the fallow period (Ebelhar, Frye & Blevins, 1984), adopting no-till practices (Lal, Reicosky & Hanson, 2007), and grazing the crop field with livestock (Russelle, Entz & Franzluebbbers, 2010). They also received higher value for their crop by receiving an organic premium, by selling their grain directly to consumers as seed or feed, and by extracting more than just corn revenue from their field (e.g., by grazing cover mixes with livestock).

The profitability of a corn field was not related to grain yields ($F_{1,70} < 0.001$; $P = 0.98$; $r^2 < 0.01$; profit = $-0.0006[\text{yield}] + 1,274$), but was positively correlated with the level of POM in the soil, and inversely related to the bulk density of the soil (Fig. 3; the SOM quantities upon which %POM are presented here are reported in Table 2). Organic matter is considered by some as the basis for productivity in the soil (Karlen et al., 1997; Tiessen, Cuevas & Chacon, 1994), and soils with high SOM typically have lower bulk density. SOM increases water infiltration rates, and supports greater microbial and animal abundance and diversity (Lehman et al., 2015). The components of POM are the labile portion of this SOM, and are frequently used to study the effects of management-based differences in SOM (Cambardella & Elliott, 1992). The only way to generate SOM *in situ* in cropland is through fostering biology, which inherently is driven by plant communities through sequestration of CO_2 from the atmosphere. Eliminating tillage (Pikul Jr et al., 2007; Six, Elliott & Paustian,

Table 2 Soil organic matter on regenerative and conventional corn farms. Shaded rows represent regenerative corn farms.

Reference town	Farm locations (latitude, longitude)	SOM (%)
Bladen, NE	40.31971, -98.57358	6.23
Bladen, NE	40.33703, -98.56301	4.52
York, NE	40.63054, -97.66534	6.21
York, NE	40.97390, -97.49031	5.55
Bismarck, ND	46.85280, -100.60131	4.19
Bismarck, ND	46.85280, -100.35145	N/A
Bismarck, ND	46.81734, -100.51257	5.82
Bismarck, ND	47.14250, -100.19720	3.85
White, SD	44.42572, -96.58806	N/A
White, SD	44.41155, -96.60008	5.52
Pipestone, MN	44.11446, -96.32468	N/A
Pipestone, MN	44.12416, -96.36422	4.75
Toronto, SD	44.59248, -96.57923	7.60
Toronto, SD	44.57960, -96.58367	6.38
Gary, SD	44.80565, -96.34708	7.53
Gary, SD	44.80689, -96.35465	7.36
Arlington, SD	44.41566, -97.18795	8.17
Arlington, SD	44.42644, -97.25077	8.18
Lake Norden, SD	44.58976, -97.08649	4.56
Lake Norden, SD	44.55.6839, -97.243820	6.26

1999), implementing cover crops (*Ding et al., 2006; Kuo, Sainju & Jellum, 1997*), and cycling plant residue through livestock (*Tracy & Zhang, 2008*) all enhance this process, and all are important practices used in regenerative food systems that raise POM in the soil.

CONCLUSIONS

The farmers themselves have devised an ecologically based production system comprised of multiple practices that are woven into a profitable farm that promotes ecosystem services. Regenerative farms fundamentally challenge the current food production paradigm that maximizes gross profits at the expense of net gains for the farmer. Key elements of this successful approach to farming include

1. By promoting soil biology and organic matter and biodiversity on their farms, regenerative farmers required fewer costly inputs like insecticides and fertilizers, and managed their pest populations more effectively.
2. Soil organic matter was a more important driver of proximate farm profitability than yields were, in part because the regenerative farms marketed their products differently or had a diversified income stream from a single field.

ACKNOWLEDGEMENTS

We thank our 20 farmers throughout the Northern Plains for providing us with study sites and management information. E Adee, M Bredeson, J Fergen, D Grosz, K Januschka, N Koens, R LaCanne, M La Vallie, A Leiferman, J Lundgren, A Martens, C Mogren, K Nemecek, A Nikolas, J Pecenka, G Schen, C Snyder, & K Weathers assisted field work. R Conser, M Entz, C Morrissey, & R Teague provided comments on earlier drafts. M Longfellow and L Hesler identified invertebrates. Mention of trade names or commercial products in this publication does not imply recommendation or endorsement by South Dakota State University or Ecdysis Foundation.

ADDITIONAL INFORMATION AND DECLARATIONS

Funding

The project was supported by USDA PMAP Award # 2013-34381-21245, a NC-SARE graduate student fellowship GNC16-227, and donations of farmers and beekeepers to Ecdysis Foundation. The funders had no role in study design, data collection and analysis, decision to publish, or preparation of the manuscript.

Grant Disclosures

The following grant information was disclosed by the authors:

USDA PMAP Award: #2013-34381-21245.

NC-SARE: GNC16-227.

Ecdysis Foundation.

Competing Interests

Jonathan G. Lundgren is the CEO for Blue Dasher Farm and director of the Ecdysis Foundation. Claire E. LaCanne is an employee of the University of Minnesota, and was a graduate student for South Dakota State University during her thesis program (this work is part of that thesis).

Author Contributions

- Claire E. LaCanne conceived and designed the experiments, performed the experiments, analyzed the data, prepared figures and/or tables, authored or reviewed drafts of the paper, approved the final draft.
- Jonathan G. Lundgren conceived and designed the experiments, analyzed the data, contributed reagents/materials/analysis tools, prepared figures and/or tables, authored or reviewed drafts of the paper, approved the final draft.

Data Availability

The following information was supplied regarding data availability:

The raw data is provided as a [Supplemental File](#).

Supplemental Information

Supplemental information for this article can be found online at <http://dx.doi.org/10.7717/peerj.4428#supplemental-information>.

REFERENCES

- Barbosa P, Hines J, Kaplan I, Martinson H, Szczepaniec A, Szendrei Z. 2009.** Associational resistance and susceptibility: having right or wrong neighbors. *Annual Review of Ecology, Evolution & Systematics* **40**:1–20
DOI [10.1146/annurev.ecolsys.110308.120242](https://doi.org/10.1146/annurev.ecolsys.110308.120242).
- Beard JD, Umbach DM, Hoppin JA, Richards M, Alavanja MCR, Blair A, Sandler DP, Kamel F. 2014.** Pesticide exposure and depression among male private pesticide applicators in the agricultural health study. *Environmental Health Perspectives* **122**:984–991 DOI [10.1289/ehp.1307450](https://doi.org/10.1289/ehp.1307450).
- Beman JM, Chow C-E, King AL, Feng Y, Fuhrman JA, Andersson A, Bates NR, Popp BN, Hutchings DA. 2011.** Global declines in oceanic nitrification rates as a consequence of ocean acidification. *Proceedings of the National Academy of Sciences of the United States of America* **108**:208–213 DOI [10.1073/pnas.1011053108](https://doi.org/10.1073/pnas.1011053108).
- Bullock DG. 1992.** Crop rotation. *Critical Reviews in Plant Sciences* **11**:309–326
DOI [10.1080/07352689209382349](https://doi.org/10.1080/07352689209382349).
- Butler SJ, Vickery JA, Norris K. 2007.** Farmland biodiversity and the footprint of agriculture. *Science* **315**:381–384 DOI [10.1126/science.1136607](https://doi.org/10.1126/science.1136607).
- Cambardella CA, Elliott ET. 1992.** Particulate soil organic-matter changes across a grassland cultivation sequence. *Soil Science Society of America Journal* **56**:777–783
DOI [10.2136/sssaj1992.03615995005600030017x](https://doi.org/10.2136/sssaj1992.03615995005600030017x).
- Carlsson-Kanyama A, Gonzalez AD. 2009.** Potential contributions of food consumption patterns to climate change. *The American Journal of Clinical Nutrition* **89**:1704S–1709S DOI [10.3945/ajcn.2009.26736AA](https://doi.org/10.3945/ajcn.2009.26736AA).
- Davies BE. 1974.** Loss-on-ignition as an estimate of soil organic matter. *Soil Science Society of America Journal* **38**:150–151 DOI [10.2136/sssaj1974.03615995003800010046x](https://doi.org/10.2136/sssaj1974.03615995003800010046x).
- De Ponti T, Rijk B, Van Ittersum MK. 2012.** The crop yield gap between organic and conventional agriculture. *Agricultural Systems* **108**:1–9
DOI [10.1016/j.agsy.2011.12.004](https://doi.org/10.1016/j.agsy.2011.12.004).
- Ding G, Liu X, Herbert S, Novak J, Amarasiriwardena D, Xing B. 2006.** Effect of cover crop management on soil organic matter. *Geoderma* **130**:229–239
DOI [10.1016/j.geoderma.2005.01.019](https://doi.org/10.1016/j.geoderma.2005.01.019).
- Ebelhar SA, Frye WW, Blevins RL. 1984.** Nitrogen from legume cover crops for no-tillage corn. *Agronomy Journal* **76**:51–55
DOI [10.2134/agronj1984.00021962007600010014x](https://doi.org/10.2134/agronj1984.00021962007600010014x).
- Fausti SW, Lundgren JG. 2015.** The causes and unintended consequences of a paradigm shift in corn production practices. *Environmental Science & Policy* **52**:41–50
DOI [10.1016/j.envsci.2015.04.017](https://doi.org/10.1016/j.envsci.2015.04.017).

- Haaland C, Naisbit RE, Bersier L-F. 2011.** Sown wildflower strips for insect conservation: a review. *Insect Conservation and Diversity* 4:60–80
DOI [10.1111/j.1752-4598.2010.00098.x](https://doi.org/10.1111/j.1752-4598.2010.00098.x).
- Hutchison WD, Burkness EC, Mitchell PD, Moon RD, Leslie TW, Fleischer SJ, Abrahamson M, Hamilton KL, Steffey KL, Gray ME, Hellmich RL, Kaster LV, Hunt TE, Wright RJ, Pecinovsky K, Rabaey TL, Flood BR, Raun ES. 2010.** Areawide suppression of European corn borer with Bt maize reaps savings to non-Bt maize grower. *Science* 330:222–225 DOI [10.1126/science.1190242](https://doi.org/10.1126/science.1190242).
- Hutchison WD, Burkness E, Moon R, Leslie T, Fleischer S, Abrahamson M, Hamilton K, Steffey K, Gray M. 2007.** Evidence for regional suppression of European corn borer populations in Bt maize in the midwestern US: analysis of long-term time series' from three states. In: *XVI international plant protection congress*. Glasgow, Scotland, 512–513.
- Johnston CA. 2014.** Agricultural expansion: land use shell game in the US Northern Plains. *Landscape Ecology* 29:81–95 DOI [10.1007/s10980-013-9947-0](https://doi.org/10.1007/s10980-013-9947-0).
- Karlen DL, Mausbach MJ, Doran JW, Cline RG, Harris RF, Schuman GE. 1997.** Soil quality: a concept, definition, and framework for evaluation. *Soil Science Society of America Journal* 61:4–10 DOI [10.2136/sssaj1997.03615995006100010001x](https://doi.org/10.2136/sssaj1997.03615995006100010001x).
- Khan ZR, Pickett JA, Wadhams LJ, Hassanali A, Midega CAO. 2006.** Combined control of *Striga hermonthica* and stemborers by maize-*Desmodium* spp. intercrops. *Crop Protection* 25:989–995 DOI [10.1016/j.cropro.2006.01.008](https://doi.org/10.1016/j.cropro.2006.01.008).
- Krupke CH, Holland JD, Long EY, Eitzer BD. 2017.** Planting of neonicotinoid-treated maize poses risks for honey bees and other non-target organisms over a wide area without consistent crop yield benefit. *Journal of Applied Ecology* Epub ahead of print May 22 2017.
- Kuo S, Sainju UM, Jellum EJ. 1997.** Winter cover crop effects on soil organic carbon and carbohydrate in soil. *Soil Science Society of America Journal* 61:145–152 DOI [10.2136/sssaj1997.03615995006100010022x](https://doi.org/10.2136/sssaj1997.03615995006100010022x).
- Lal R. 2004.** Soil carbon sequestration impacts on global climate change and food security. *Science* 304:1624–1627 DOI [10.1126/science.1097396](https://doi.org/10.1126/science.1097396).
- Lal R, Reicosky DC, Hanson JD. 2007.** Evolution of the plow over 10,000 years and the rationale for no-till farming. *Soil & Tillage Research* 93:1–12 DOI [10.1016/j.still.2006.11.004](https://doi.org/10.1016/j.still.2006.11.004).
- Landis DA, Gardiner MM, Van der Werf W, Swinton SM. 2008.** Increasing corn for biofuel production reduces biocontrol services in agricultural landscapes. *Proceedings of the National Academy of Sciences of the United States of America* 105:20552–20557 DOI [10.1073/pnas.0804951106](https://doi.org/10.1073/pnas.0804951106).
- Lehman RM, Cambardella CA, Stott DE, Acosta-Martinez V, Manter DK, Buyer JS, Maul JE, Smith JL, Collins HP, Halvorson JJ, Kremer RJ, Lundgren JG, Ducey TF, Jin VL, Karlen DL. 2015.** Understanding and enhancing soil biological health: the solution for reversing soil degradation. *Sustainability* 7:988–1027 DOI [10.3390/su7010988](https://doi.org/10.3390/su7010988).

- Letourneau DK, Jedlicka JA, Bothwell SG, Moreno CR. 2009.** Effects of natural enemy biodiversity on the suppression of arthropod herbivores in terrestrial ecosystems. *Annual Review of Ecology, Evolution, and Systematics* **40**:573–592 DOI [10.1146/annurev.ecolsys.110308.120320](https://doi.org/10.1146/annurev.ecolsys.110308.120320).
- Lundgren JG, Fausti SW. 2015.** Trading biodiversity for pest problems. *Science Advances* **1**:e1500558 DOI [10.1126/sciadv.1500558](https://doi.org/10.1126/sciadv.1500558).
- Lundgren JG, Fergen JK. 2011.** Enhancing predation of a subterranean insect pest: a conservation benefit of winter vegetation in agroecosystems. *Applied Soil Ecology* **51**:9–16 DOI [10.1016/j.apsoil.2011.08.005](https://doi.org/10.1016/j.apsoil.2011.08.005).
- Lundgren JG, McDonald TM, Rand TA, Fausti SW. 2015.** Spatial and numerical relationships of arthropod communities associated with key pests of maize. *Journal of Applied Entomology* **136**:446–456 DOI [10.1111/jen.12215](https://doi.org/10.1111/jen.12215).
- McIntosh WLW, Spies E, Stone DM, Lokey CN, Trudeau A-R, Bartholow B. 2016.** Suicide rates by occupational group—17 states, 2012. *MMWR Morbidity and Mortality Weekly Report* **2016** **65**:641–645.
- Morrissey CA, Mineau P, Devries JH, Sanchez-Bayo F, Liess M, Cavallaro MC, Liber K. 2015.** Neonicotinoid contamination of global surface waters and associated risk to aquatic invertebrates: a review. *Environment International* **74**:291–303 DOI [10.1016/j.envint.2014.10.024](https://doi.org/10.1016/j.envint.2014.10.024).
- National Agriculture Statistics Service (NASS). 2017.** National Agriculture Statistics Service. Washington, D.C., USDA. Available at <http://www.nass.usda.gov>.
- Perkins JH. 1982.** *Insects, experts, and the insecticide crisis*. New York: Plenum Press.
- Pikul Jr JL, Osborne SE, Ellsbury MM, Riedell WE. 2007.** Particulate organic matter and water-stable aggregation of soil under contrasting management. *Soil Science Society of America Journal* **71**:766–776 DOI [10.2136/sssaj2005.0334](https://doi.org/10.2136/sssaj2005.0334).
- Pretty JN. 1995.** *Regenerating agriculture: policies and practice for sustainability and self-reliance*. Washington, D.C.: Joseph Henry Press.
- Rodale R. 1983.** Breaking new ground: the search for a sustainable agriculture. *The Futurist* **17**:15–20.
- Russelle MP, Entz MH, Franzluebbbers AJ. 2010.** Reconsidering integrated crop-livestock systems in North America. *Agronomy Journal* **99**:325–334.
- Schipanski ME, MacDonald GK, Rosenzweig S, Chappell MJ, Bennett EM, Kerr RB, Blesh J, Crews TE, Drinkwater LE, Lundgren JG, Schnarr C. 2016.** Realizing resilient food systems. *Bioscience* **66**:600–610 DOI [10.1093/biosci/biw052](https://doi.org/10.1093/biosci/biw052).
- Schmid RB, Lehman RM, Brözel VS, Lundgren JG. 2015.** Gut bacterial symbiont diversity within beneficial insects linked to reductions in local biodiversity. *Annals of the Entomological Society of America* **108**:993–999 DOI [10.1093/aesa/sav081](https://doi.org/10.1093/aesa/sav081).
- Six J, Elliott ET, Paustian K. 1999.** Aggregate and soil organic matter dynamics under conventional and no-tillage systems. *Soil Science Society of America Journal* **63**:1350–1358 DOI [10.2136/sssaj1999.6351350x](https://doi.org/10.2136/sssaj1999.6351350x).
- Stern VM, Smith RF, Van den Bosch R, Hagen KS. 1959.** The integrated control concept. *Hilgardia* **29**:81–101 DOI [10.3733/hilg.v29n02p081](https://doi.org/10.3733/hilg.v29n02p081).

- Teague WR, Apfelbaum S, Lal R, Kreuter UP, Rowntree J, Davies CA, Wang F. 2016.** The role of ruminants in reducing agriculture's carbon footprint in North America. *Journal of Soil and Water Conservation* **71**:156–164 DOI [10.2489/jswc.71.2.156](https://doi.org/10.2489/jswc.71.2.156).
- Tiessen H, Cuevas E, Chacon P. 1994.** The role of soil organic matter in sustaining soil fertility. *Nature* **371**:783–785 DOI [10.1038/371783a0](https://doi.org/10.1038/371783a0).
- Tracy BF, Zhang Y. 2008.** Soil compaction, corn yield response, and soil nutrient pool dynamics within an integrated crop-livestock system in Illinois. *Crop Science* **48**:1211–1218 DOI [10.2135/cropsci2007.07.0390](https://doi.org/10.2135/cropsci2007.07.0390).
- Tscharntke T, Clough Y, Wanger TC, Jackson L, Motzke I, Perfecto I, Vandermeer J, Whitbread A. 2012.** Global food security, biodiversity conservation and the future of agricultural intensification. *Biological Conservation* **151**:53–59 DOI [10.1016/j.biocon.2012.01.068](https://doi.org/10.1016/j.biocon.2012.01.068).
- Welch KD, Lundgren JG. 2016.** An exposure-based, ecology-driven framework for selection of indicator species for insecticide risk assessment. *Food Webs* **9**:46–54 DOI [10.1016/j.fooweb.2016.02.004](https://doi.org/10.1016/j.fooweb.2016.02.004).
- Wright CK, Wimberly MC. 2013.** Recent land use change in the Western Corn Belt threatens grasslands and wetlands. *Proceedings of the National Academy of Sciences of the United States of America* **110**:4134–4319 DOI [10.1073/pnas.1215404110](https://doi.org/10.1073/pnas.1215404110).